


# IntelliSkin™ with GDS™ Technology - User Guide

For a video demonstration of your specific IntelliSkin™, visit [www.rammount.com](http://www.rammount.com) and search for the Product ID of your IntelliSkin™.

\*Recommended: Attach or remove IntelliSkin™ when at room temperature.

## To Attach IntelliSkin™:

1. Locate Inside Charging Connector of your IntelliSkin™. Align your device with IntelliSkin™ with Power Port on same side as Inside Charging Connector.



2. Insert bottom corners of your device into the center of IntelliSkin™ lengthwise, wrapping edges of IntelliSkin™ in front of the device.




3. Caution: Carefully connect Inside Charging Connector to your device in a straight and even motion. Once the charging connector is fully engaged, continue to wrap and stretch remaining IntelliSkin™ edges over your device.



Once attached, test IntelliSkin™ with device on any GDS™ Dock. When dock is plugged in, IntelliSkin™ should relay power to your device within two seconds.

## To Remove IntelliSkin™:

1. Locate Inside Charging Connector of IntelliSkin™, which will be located inside the Visible Protrusion of the IntelliSkin™. If your IntelliSkin™ has No Protrusion, it will be located in the same place as the outside docking contacts.



2. On the opposite side of the Inside Charging Connector, select the corner closest to the device's buttons and other ports. Starting with this corner, slowly peel the IntelliSkin™ away from your device.



3. Continue peeling towards the closest adjacent corner. Once two corners are fully exposed, slide your device straight away from the Inside Charging Connector from the opposite side.



4. Once disconnected from Inside Charging Connector, continue peeling remaining IntelliSkin™ edges from your device to fully remove.



RPR-INS-GDS-SKIN

# Warranty Information

## 3 Year Warranty on all IntelliSkin™ products

The exclusive NPI Lifetime Warranty states that all IntelliSkin™ products are warranted against defect in materials and workmanship for the life of the product or part. NPI's Lifetime

Warranty covers the product or its components only. The mounted device and GDS™ Docking Station is not covered under the Lifetime Warranty and will not be replaced if damaged as a result of mount failure. This warranty is expressly limited to persons in the United States, and all foreign countries who purchase IntelliSkin™ for resale or use in the ordinary course of the buyer's business. This warranty does not cover any product or part that has been abused, worn out, heated, ground or otherwise altered, used for a purpose other than that for which it was intended, or used in a manner inconsistent with any instructions regarding its use.

## Get the most out of your IntelliSkin™ with GDS™ Technology

All of the following GDS™ docks and accessories are compatible with any IntelliSkin™ product, whether you are supporting your phone, small tablet or large tablet.



GDS™ Desktop Dock



GDS™ 6 Gang Dock Charger



GDS™ to USB Adapter



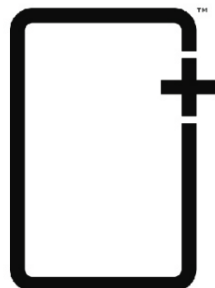
GDS™ Vehicle Dock



GDS™ Locking Vehicle Dock

Visit [www.gdstech.com](http://www.gdstech.com) for alternate docks or IntelliSkin™ for any tablet or phone.

National Products Inc.  
8410 Dallas Ave S  
Seattle WA 98108  
Phone: (206) 763-8361  
Fax: (206) 763-9615  
[www.rammount.com](http://www.rammount.com)  
[support@rammount.com](mailto:support@rammount.com)



IntelliSkin™



GDS TECHNOLOGY™

GDS™, IntelliSkin™, GDS Tech™, GDS Technology™ and GDS Compatible™ are trademarks or registered trademarks of National Products Inc. The distinctive D Shape™ of the GDS™ connector is a trademark of National Products Inc.

PATENTS AND TRADEMARKS  
[WWW.RAMMOUNT.COM/IP](http://WWW.RAMMOUNT.COM/IP)



RPR-INS-GDS-SKIN

This document, including images, may not be reproduced partly or fully without the expressed written consent of National Products, Inc.